



S.F.V.B.S.

SAN FERNANDO VALLEY BROMELIAD SOCIETY

MAY 2017

P.O. BOX 16561, ENCINO, CA 91416-6561

sfvbromeliad.homestead.com

sanfernandovalleybs@groups.facebook.com

Elected OFFICERS & Volunteers

Pres: **Bryan Chan and Carole Scott** V.P.: **John Martinez** Secretary: **Leni Koska** Treasurer: **Mary Chan** Membership: **Joyce Schumann** Advisors/Directors: **Steve Ball, Bryan Chan, Richard Kaz –fp, Mike Wisnev** Sunshine Chair: **Georgia Roiz**, Refreshments: **vacant** Web: **Mike Wisnev**, Editors: **Mike Wisnev & Mary K.**, Snail Mail: **Nancy P-Hapke**

next meeting: Saturday May 6, 2017 @ 10:00 am

Sepulveda Garden Center 16633 Magnolia Blvd. Encino, California 91316

AGENDA

9:30 – SET UP & SOCIALIZE

10:00 - Door Prize – one member who arrives before 10:00 gets a Bromeliad

10:05 -Welcome Visitors and New Members. Make announcements and Introduce Speaker

**10:15 –Speaker *Roxie and Jim Esterle*
“Bountiful Baja – Quest for Succulents”**

Finding plants in the wild and seeing their natural and full-size glory has been a tremendous source of excitement for us, taking us to Madagascar, Ethiopia, and other exotic lands. One of our favorite travel destinations is Baja California, so easily accessible and such a treasure trove of plants. In the past years, we have driven to central Baja several times and have been able to locate many species of *Cactus*, *Agave*, *Yucca*, *Dudleya*, *Fouquieria*, *Jatropha*, and *Bursera*. In this presentation, we will share our discoveries and the joy of the hunt.

In about 2005, Bill Baker found out we would be traveling to Baja and asked us to bring him *Hechtia* seeds, giving us a very specific location to look for them. We succeeded, and with his guidance, developed an appreciation for these marvelous plants.

Because we found no Bromeliads on our most recent Baja trip (supposedly *Hechtia montana* is the only species found there), we have peppered this presentation with Bromeliad photos from other expeditions, especially our recent trip to Panama.

Don't miss this meeting! <>

11:15 - Refreshment Break and Show and Tell: Will the following members please provide refreshments this month: *David & Sue Bassani, Ron Behar, Kaz & Duke Benadom, Jeanette Bond, Cristy Brenner, Mike Boess, Pat Byrne, Bryan & Mary Chan and anyone else who has a snack they would like to share.* If you can't contribute this month don't stay away.... just bring a snack next time you come.

Feed The Kitty

If you don't contribute to the refreshment table, please make a small donation to (**feed the kitty jar**) on the table; this helps fund the coffee breaks.

11:30 - Show and Tell is our educational part of the meeting – Members are encouraged to please **bring one or more plants.** You may not have a

pristine plant but you certainly have one that needs a name or is sick and you have a question.

11:45 – Mini Auction: members can donate plants for auction, or can get 75% of proceeds, with the remainder to the Club

12:00 – Raffle: Please bring plants to donate and/or buy tickets. Almost everyone comes home with new treasures!

12:15 - Pick Up around your area

12:30 –/ Meeting is over—Drive safely <>

Taking a look back at last month.....

Announcements

Participation Rewards System – This is a reminder that you will be rewarded for participation. Bring a Show-N- Tell plant, raffle plants, and Refreshments and you will be rewarded with a Raffle ticket for each category. We realize not everyone has pristine show plants but each of us certainly have unidentified plants that can be brought in. Each member, please bring one plant

Please pay your 2017 Membership Dues

NEED TO RENEW ?.....

**Pay at the meeting to: Membership Chair – Joyce Schumann or Treasurer - Mary Chan
or Mail to: SFVBS membership, P.O. Box 16561 - Encino, CA 91416-6561**

Yearly Membership Dues \$10.00 for a single or couple

Please Put These Dates on Your Calendar

Here is our 2017 Calendar. As our schedule is always subject to change due to, please review our website and email notices before making your plans for these dates.

Saturday April 1	Bryan Chan – Getting your Plants Show Ready
Saturday May 6	Roxie and Jim Esterle – Baja Plant Adventure
Saturday June 3	David Bassani – Designing with Bromeliads (tentative)
Sat & Sun - June 10&11,	SFVBS Bromeliad Show & Sale
Saturday July 1	STBA
Saturday August 5	STBA
Saturday September 2	STBA
Saturday October 7	STBA
Saturday November 4	STBA
Saturday December 2	Holiday Party

STBA = Speaker To Be Announced

Speakers Let us know if you have any ideas for Speakers about Bromeliads or any similar topics? We are always looking for an interesting speaker. If you hear of someone, please notify

John Martinez johnwm6425@gmail.com <>


Taxonomic Tidbits – *Yellow/green (and blue) petalled Billbergia - Part 9 – (leitzei, leptopoda pohliana, reichardtii and seidelii)*

By Mike Wisnev, SFVBS President (mwisnev@sbcglobal.net)

San Fernando Valley Bromeliad Society Newsletter –September 2015

This Part 8 continues with some fairly uncommon *Billbergia* with green and blue petals. I haven't seen any of them

In the last part, I mentioned *B. lietzei* var *concolor* with all yellow/green petals. *B. lietzei* var *leitzei* is similar, but has blue at the end of the petals like many other species. This origin of the species is unclear – not much is known except that it was sent by Lietzei, a Brazilian distinguished horticulturalist in Rio de Janeiro, to Morren.



B. lietzei var *leitzei*. Photo by Butcher.

The species is rather similar to *B leptopoda*. Smith distinguished the two on the basis that the leaves of *leptopoda* had pale spots, while those of *lietzei* are concolorous. Yet, the pictures above show spotted forms of *lietzei*.



B leptopoda, photo by Butcher.

In addition, according to the descriptions, *lietzei* has acute sepals while those of *leptopoda* are rounded. Note that both species have long floral bracts on the upper flowers.

Derek has of course noticed the similarity of two species, and traced back to get the original *lietzei* description. In an article, he compared the two at length, and also noted the apparent different in sepal shape didn't seem to exist in the photos of the various plants. Thus, he wonders if the two are probably the same species. Given the unknown origins of *lietzei* and the fact that nothing other than *leptopoda* has been found since, this certainly seems likely absent a new discovery.

Both of the above species are distinguished in the key by virtue of having generally glabrous inflorescences (like many discussed in this series, such as *amoena*, *distachia* and *nutans*), but differing in that their flowers are slender pedicels. *Billbergia minarum*, discussed in Part 8, falls into this same group, as do some *B nutans*.

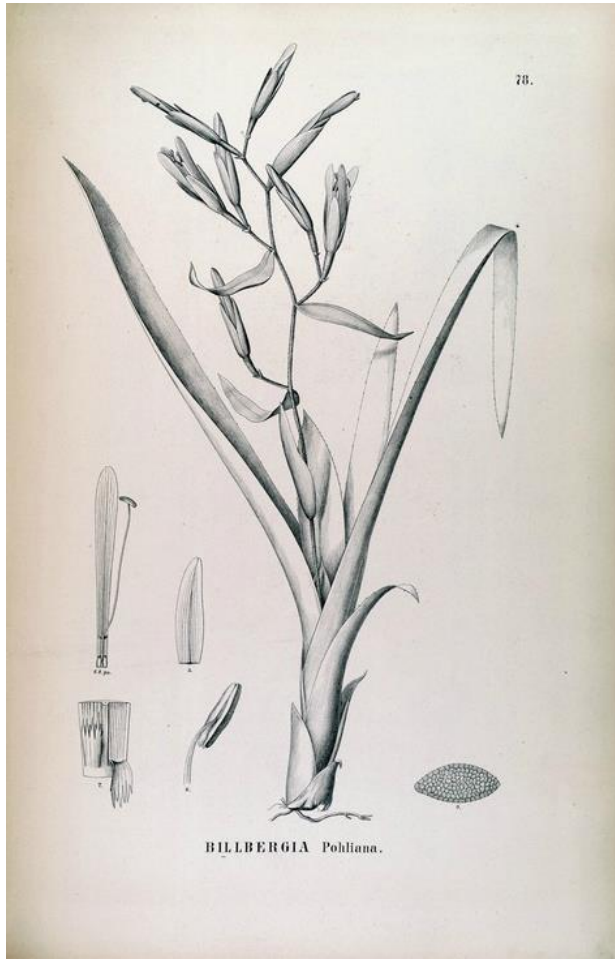
As mentioned before, some bromeliads are almost complete mysteries. *B pohliana* is an example. Described in 1892 by Mez, I can't find any pictures

of it, and it appears to have been collected only a few times for herbarium specimens. In his key, Smith groups with a number of others species whose ovaries are several times as long as the floral bracts. The petals are described as “probably blue at least toward the apex.” It also has densely lepidote ovaries and sepals, and a farinose peduncle.

It is hard to know what to make of such an elusive species. There is habitat data – it was collected in Coronel Pacheco, Minas Gerais, Brazil. Is the habitat wiped out? I don’t know. One possibility is that is the same as *B reichardtii*. These two species, along with other groups in Brazil, “are particularly difficult to differentiate using dried material and frequently are misidentified in herbaria. Additional fieldwork and study are needed to better define species limits of these groups.” See Versieux and Wendt, 2006, Checklist of Bromeliaceae of Minas Gerais, Brazil with Notes on Taxonomy and Endemism, *Selbyana* 27(2) 107 at 114.

This species, which grows in Minas Gerais and Espirito Santo, is yet another *Billbergia* whose petals are green at the base, and blue beyond the sepals, at least according to the description. Unlike *B pohliana*, it apparently has sparsely lepidote ovaries and sepals.

While not common, at least there are a few pictures of it. You can also see why it might be confused with the elusive *B pohliana*.



Billbergia reichardtii By Elton Leme

B.

pohliana (Flora Brasiliensis, 1892).

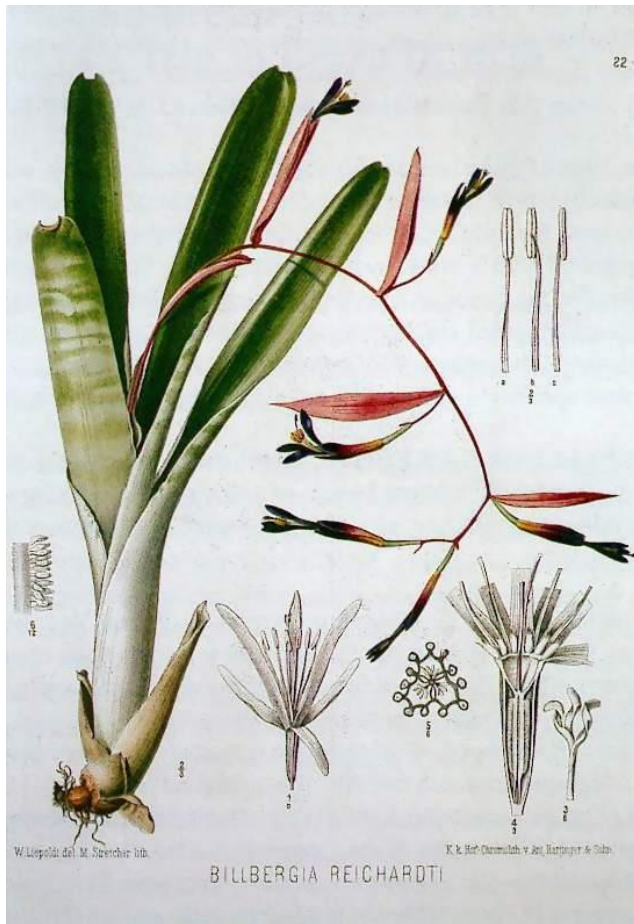


Illustration of *B reichardtii*.

Photographed by Marcel Lecoufle from Dr. Wawra's *Itinera Principum S Coburgi*, published in Vienna, 1883—1888. See BSI 43(5) 206. Leme's photo above matches exceedingly well with the original plate.

Interestingly, the last three species in this article fall together in Smith's key. All three have a compound and lepidote (at least on its bracts or sepals) inflorescence, with sessile or short pedicellate flowers and ovaries several times as long as the upper floral bracts. At this point, the key reads as below.

- 21. Inflorescence longer than broad or the scape-bracts short and lax.
- 22. Ovaries densely lepidote.
- 23. Sepals twice as long as wide.

laxiflora

- 23. Sepals 4 times as long as wide.
- 24. Axes and sepals densely lepidote; ovary cylindric. *pohliana.*
- 24. Axes and sepals sparsely lepidote; ovary obovoid. *seidelii*
- 22. Ovaries and axes sparsely lepidote; sepals soon glabrous.
- 25. Scape-bracts remote; branches of the inflorescence elongate; petal
-blades dark blue *reichardtii*
- 25. Scape-bracts imbricate; branches of the inflorescence short; petals wholly
green. *chlorantha.*

Yet another similar species is *B seidelii*. Like *B polhiana* it has lepidote ovaries, but like *B reichardtii*, it has sparsely *lepidote* sepals and peduncle. It also is obscure – first found in 1962 and described a few years later, it “is only known by the type material, a collection by Seidel, with the origin indicated as the highway from Niteroi to Campos, now known as BR-101. The re-collection starting from this information is unviable and the knowledge of the living species depends on chance because the origin in the protologue involves a very extensive area.” Barros & Costa , for State of Rio de Janeiro, Acta bot. bras. 22(4): 1172-92. 2008 (translation by Butcher.)



B seidelii, photo by Vic Przetocki. Smith says its petals are blue purple toward the apex. They look yellow or yellow green below.